

DESCRIPTION

Solenoid valve 2 way normally open
direct acting poppet type

CONSTRUCTION

Body	Brass
Armature tube	Brass
Plunger and core	Stainless steel
Springs	Stainless steel
Seal material	NBR - FPM - EPDM

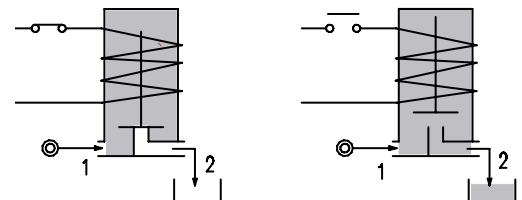
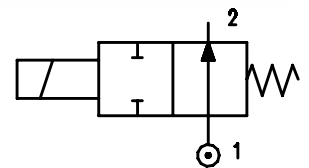


2

FEATURES

- Maximum fluid viscosity 25cSt (mm²/s)
- Ambient temperature: +14°F +131°F (class F coil)
+14°F +140°F (UL certified coil)
- Universal mounting position

- OPTIONS:** Stainless steel armature tube
Electroless nickel plating
Series 7 explosion proof coil according to
Ex ATEX II 2G Ex mb IIC T6, T5, T4 Gb
 II 2D Ex mb IIIC T85°C, T100°C, T135°C Db
 similar to NEC 505 Div.1 Class II IIC T6



CODE ① ②	Square Flange □1in (□25mm)	Orifice Size (in) (mm)		Flow Factor Cv (gpm)	Operating Pressure Differential (M.O.P.D.) ③					Nominal power			Coil		Seal ①	Temp. range (°F)
					Min	Max		AC Inrush (VA)	DC Holding (W)	Series	Width (mm)					
						AC (psi) (bar)	DC ④ (psi) (bar)									
E212X...12///...	□1in (□25mm)	0.047	1.2	0.046	0	246	17	246	17	12	8	6.5	3	22	NBR=B	+14 +194
E212X...15///...		0.059	1.5	0.069	0	188	13	188	13							
E212X...20///...		0.079	2	0.104	0	101	7	101	7							
E212X...25///...		0.098	2.5	0.162	0	50	3.5	50	3.5							
E212X...12///...	□1in (□25mm)	0.047	1.2	0.046	0	246	17	246	17	15	11	8	4	30	EPDM=E	+14 +284
E212X...15///...		0.059	1.5	0.069	0	188	13	188	13							
E212X...20///...		0.079	2	0.104	0	101	7	101	7							
E212X...25///...		0.098	2.5	0.162	0	50	3.5	50	3.5							

- ① Seal Ordination example: E212XB20///U35B NBR seal
- ② Coil Coil 24V 60Hz certified cULus and marked CE
- ③ Safe Working Pressure:725 psi. Is the line or system pressure to which the valve may be subjected without being damaged. The maximum allowable pressure PS for steam is 36 psi.
- ④ Direct current (DC) series 3 coil available only without UL certification

COILS Code ②	Alternating Current						Direct Current				Electrical connection	Connectors
	24V		120V		240V		12V		24V			
Series 3 Width 22mm	U35B c	30B	U35D c	30D	U35F c	30F	-	300	-	301	DIN 46244	PG9 code 10348000
Series 4 Width 30mm	-	40B	-	40D	-	40F	U450 c	400	U451 c	401	DIN 43650A	PG9 code 10349000

DESCRIPTION
 Class F or H insulation
 Voltage tolerance $\pm 10\%$
 Protection class:
 IP65 with connector attached
 IP00 without connector
 Continuous service ED100%

OPTIONS
 Cable attached
 Special coil voltage
 Special coil powers

OVERALL DIMENSIONS

inches (mm)



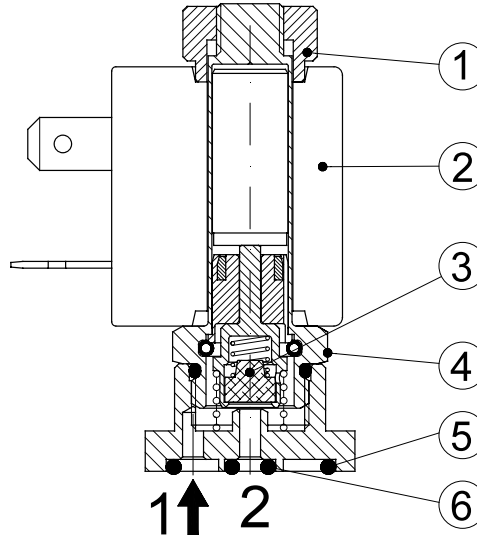
Series 3 Weight 0.11lb (0.05Kg)

Series 4 Weight 0.22lb (0.1Kg)

FOR COIL SPECIFICATION SEE SECTION 6

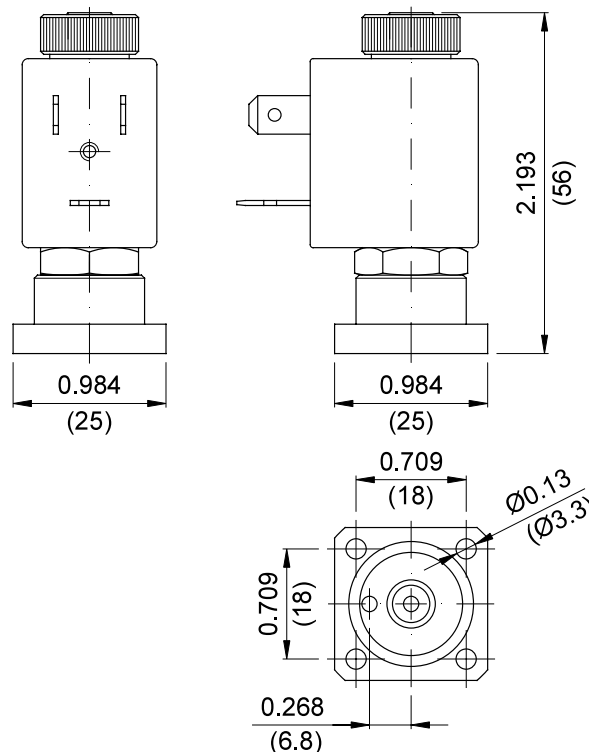
SPARE PARTS LIST

1. Coil fixing nut
2. Coil
3. Seal assembly
4. Armature tube assembly
5. OR 2068
6. OR 2010



OVERALL DIMENSIONS

inches (mm)



Weight = 0.33lb (0.15Kg)