

DESCRIPTION

2 way proportional angle seat valve pneumatically operated

PRESENTATION

- High flow rate due to the angle seat configuration
- Anti-water hammer feature with the fluid entry below the seat
- Stainless steel and corrosion resistance body
- Orientable pneumatic actuator
- Self adjusting internal seal
- Optical position indicator
- Back pressure resistance capability
- Maintenance free sealing pack
- Accurated flow control
- Universal mounting position

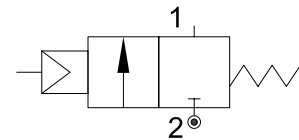


USE: Automation, heating, water, hot water, steam (356°F), aggressive and food fluid

CONNECTION: from 1/2 to 1 GAS or NPT

VALVE FEATURES

Fluid temperature	14°F +356°F
Ambient temperature	14°F +140°F
Fluid viscosity	max 600 cSt
Body material	Stainless steel AISI 316
Seal	PTFE
Packing gland	PTFE/FPM



5

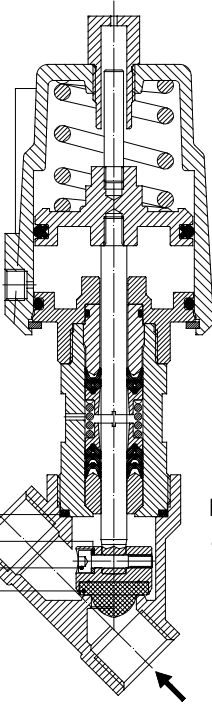
PILOT ACTUATOR FEATURES

Fluid	Dry or lubricated air, gases and neutral fluids
Fluid temperature	max +140°F
Body material	Stainless steel AISI 316
Gaskets	NBR
Actuator	Ø2 in (Ø50mm)

CODE ①	Port Size	Orifice Size		Flow Factor Cv (gpm)	Actuator pilot pressure				Operating Pressure Differential (M.O.P.D.)				Max allowable pressure PS		Weight	
		(in)	(mm)		Min (psi)	Max (psi)	Min (bar)	Max (bar)	Min (psi)	Max (psi)	Min (bar)	Max (bar)	(psi)	(bar)	(lb)	(Kg)
P152D...W15/V	1/2	0.59	15	18.5	0	0	116	8	0	0	232	16	580	40	3.5	1.6
P152E...W20/V	3/4	0.78	20	29							145	10			3.75	1.7
P152F...W25/V	1	1	25	34							145	10			4.6	2.1

① G= GAS (ISO228) Ordination example: P152DNW15/V connection 1/2 NPT
 N= NPT (ANSI/ASME BI.20.1)


Flow factor - Fluid +20°C



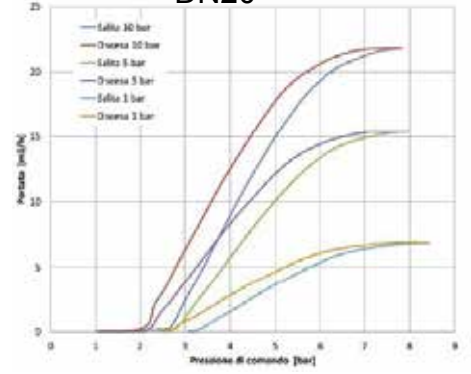
MAINTENANCE KIT

- 1. 1/2 R500078
- 3/4 R500081
- 1 R500084

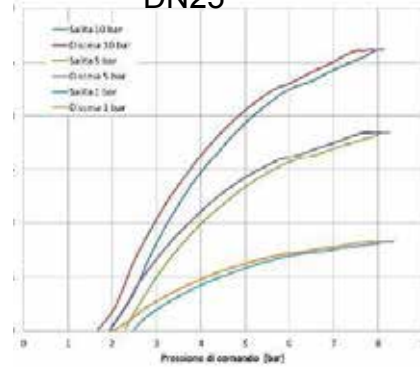
DN15



DN20



DN25



OVERALL DIMENSION

CONNECTION GAS or NPT	A		B		C		D		H		L		T	
	in	mm	in	mm	in	mm	in	mm	in	mm	in	mm	in	mm
1/2	7.5	190.6	SW 1-1/16	SW 27	6.14	156	0.60	15.4	5.5	139.7	2.56	65	0.67	17
3/4	7.51	190.8	SW 1-1/4	SW 32	6.38	162	0.84	21.4	5.5	139.8	2.95	75	0.75	19
1	7.89	200.3	SW 1-5/8	SW 41	6.61	168	0.98	25	5.8	146.6	3.54	90	0.81	20.5

