


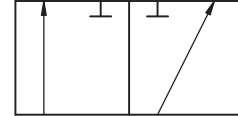
AB3 Series - Three-Way Threaded



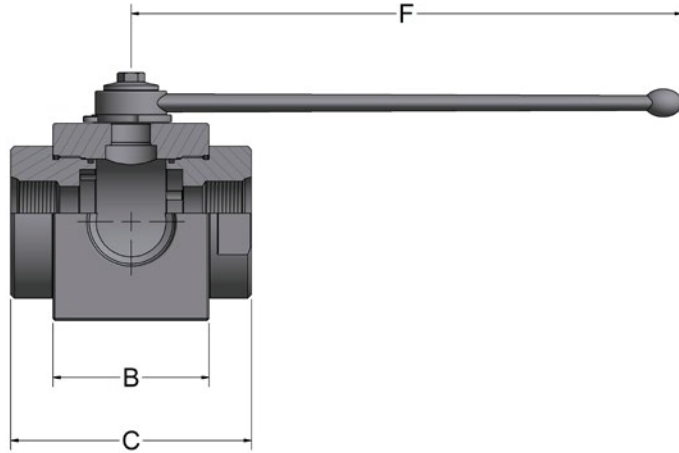
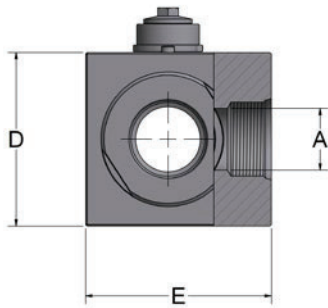
- Carbon Steel with Zinc Chromate Plating (RoHS Compliant)
- POM seats & Buna O-rings standard on carbon steel valves
- Optional seal materials available for extreme temperature applications & fluid compatibility (Consult Factory)



L Port



L Port



Standard handle supplied is C81302B-SW17. Refer to page 45 for details.

AB3 SERIES FULL BORE								
NPT	PSI MAX	A BORE	B	C	D	E	F	WEIGHT
AB3 L N1-1/4	5075	1.26	2.95	4.53	3.66	3.90	11.81	12.6 LBS
AB3 L N1-1/2	5075	1.57	3.35	5.16	4.21	4.53	11.81	19.0 LBS
AB3 L N2	5075	1.97	3.86	5.51	4.49	5.04	11.81	23.4 LBS

Only pressurize center port. Side ports should not be pressurized or be exposed to back-pressure that is greater than the inlet pressure. Failure to follow these guidelines will result in internal leakage through the valve.

NPT threads in accordance with ANSI B.1.20.1 specifications.



866-FLANGES | 513.527.4444 | Fax 513.527.4449
sales@anchorfluidpower.com | anchorfluidpower.com

AB3 Series - Three-Way Threaded

Model Code Breakdown

AB3 L N1/2 - 1 1 D B _

VALVE SERIES

PORT TYPE

L	"Diverter" L-Port
---	-------------------

CONNECTION TYPE/SIZE

N	NPT Pipe Thread
---	-----------------

BODY & ADAPTER MATERIAL

1	Carbon Steel
---	--------------

BALL & STEM MATERIAL

1	Carbon Steel
---	--------------

**LOCKING KIT OR
OPTIONAL HANDLE CODE**
(See pages 44 & 45)

ADAPTER & STEM SEALS

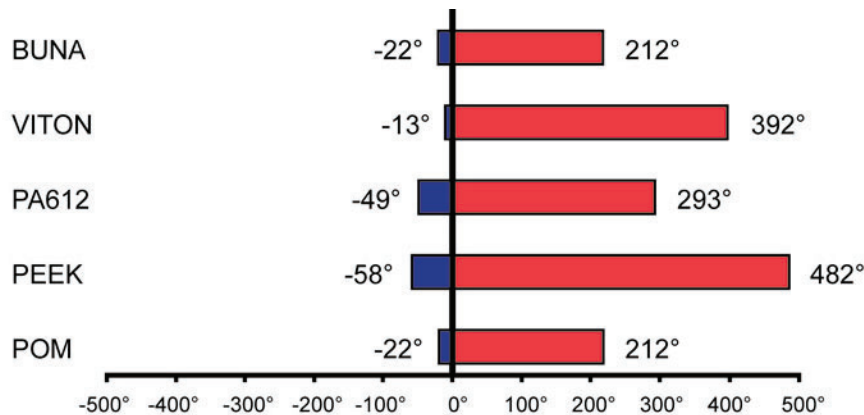
B	Buna- Standard
V	Viton

BALL & STEM SEATS

D	POM- Standard
P	PEEK

Please consult your system's seal manufacturer for recommendation of seal selection, as Anchor Fluid Power does not accept responsibility for seal selection.

MAXIMUM & MINIMUM WORKING TEMPERATURES FOR SEAL MATERIALS



All temperatures are in degrees Fahrenheit.